




| Metric |  |  |  | 2021-2022 |
|---------------------------------------|---|--|--|-----------|
| | Institution Set Minimum Lowest in 3 years | Institution Set Standard 3 Year Average | Institution Set Goal Highest in 3 years | |
| Student Course Completion Rate | 73% | <u>75%</u> | 77% | 74% |
| Student Retention Percentage | 88% | <u>90%</u> | 92% | 87% |
| Student Associate Degree for Transfer | 85 | 89 | 96 | 89 |
| Student Associate Degree | 178 | 185 | 196 | 238 |
| Student Certificate Completion | 34 | 39 | 46 | 35 |
| Student Transfer to Four year | 112 | 115 | 121 | 123 |
| Transfer Level English and Math | 51 | 58 | 68 | 55 |
| 9 or more CTE Units | 501 | 509 | 517 | 404 |
| *Regional Living Wage | 616 | 643 | 684 | 699 |